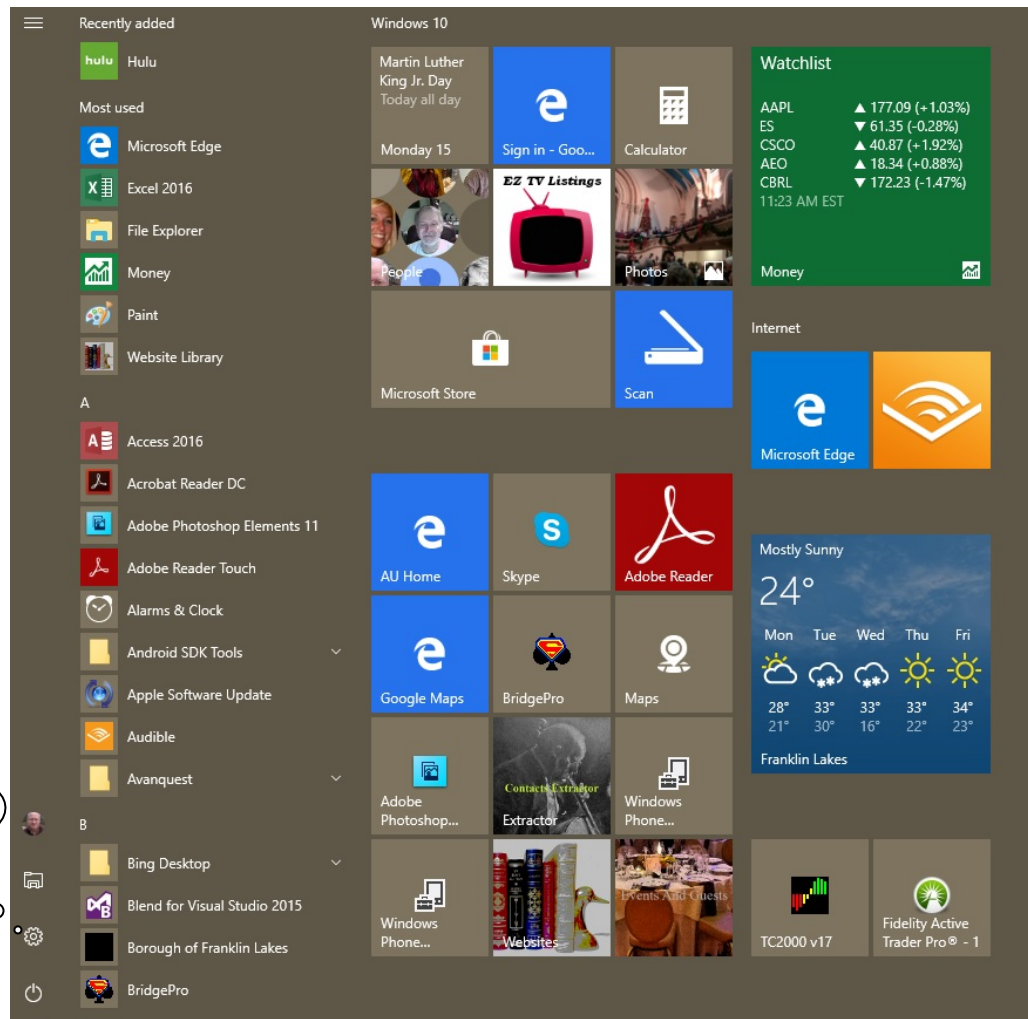


## How to find your Windows 10 Update level

To find out which Windows 10 operating system version you have and to see which build level is currently installed go to the settings.

Click on the cog wheel that appears in the lower left hand corner



Click on the cog wheel



Then Click on System

Settings

## Windows Settings

Find a setting

**CLICK**

- System**  
Display, notifications, power
- Devices**  
Bluetooth, printers, mouse
- Phone**  
Link your Android, iPhone
- Network & Internet**  
Wi-Fi, airplane mode, VPN
- Personalization**  
Background, lock screen, colors
- Apps**  
Uninstall, defaults, optional features
- Accounts**  
Your accounts, email, sync, work, family
- Time & Language**  
Speech, region, date
- Gaming**  
Game bar, DVR, broadcasting, Game Mode
- Ease of Access**  
Narrator, magnifier, high contrast
- Cortana**  
Cortana language, permissions, notifications
- Privacy**  
Location, camera
- Update & Security**  
Windows Update, recovery, backup

Then Click About

The image shows a Windows Settings window with the 'Display' settings page open. The left sidebar contains a list of settings categories. The 'About' option at the bottom is highlighted with a white cloud-shaped callout bubble containing the word 'CLICK' in red. The main content area shows the 'Display' settings, including 'Brightness and color', 'Night light', 'Windows HD Color', 'Scale and layout', and 'Multiple displays'.

Settings

Home

Find a setting

System

- Display
- Sound
- Notifications & actions
- Focus assist
- Power & sleep
- Storage
- Tablet mode
- Multitasking
- Projecting to this PC
- Shared experiences
- Clipboard
- Remote Desktop
- About

## Display

### Brightness and color

Change brightness

Night light

Off

Night light settings

### Windows HD Color

Get a brighter, more vibrant picture in HDR and WCG videos, games, and apps.

Windows HD Color settings

### Scale and layout

Change the size of text, apps, and other items

100% (Recommended)

Advanced scaling settings

Resolution

1920 × 1080 (Recommended)

Orientation

Landscape

### Multiple displays

Information about Windows is found in the Windows Specifications section:

The screenshot shows the Windows Settings application with the 'About' page selected. The left sidebar lists various settings categories, with 'About' at the bottom. The main content area is titled 'About' and features a status message: 'Your PC is monitored and protected.' Below this, a list of security features is shown, all with green checkmarks: Virus & Threat Protection, Firewall & Network Protection, Device performance & Health, App & browser control, Account protection, and Device security. A link 'See details in Windows Security' is provided. The 'Device specifications' section lists hardware details for device '23-d030', including the name 'JAWTools', an Intel Core i5-3330S processor at 2.70GHz, 6.00 GB of RAM (5.87 GB usable), and a 64-bit operating system. A 'Rename this PC' button is visible. The 'Windows specifications' section at the bottom lists the OS edition as Windows 10 Home, version 1809, installed on 2/22/2019, with OS build 17763.503. A blue thought bubble labeled 'Specs' is drawn next to the Windows specifications section.

Settings

Home

Find a setting

System

Display

Sound

Notifications & actions

Focus assist

Power & sleep

Storage

Tablet mode

Multitasking

Projecting to this PC

Shared experiences

Clipboard

Remote Desktop

About

## About

Your PC is monitored and protected.

- ✓ Virus & Threat Protection
- ✓ Firewall & Network Protection
- ✓ Device performance & Health
- ✓ App & browser control
- ✓ Account protection
- ✓ Device security

See details in Windows Security

### Device specifications

23-d030

Device name	JAWTools
Processor	Intel(R) Core(TM) i5-3330S CPU @ 2.70GHz 2.70 GHz
Installed RAM	6.00 GB (5.87 GB usable)
Device ID	E1B16473-F4BE-4A95-9948-93AB36795CFB
Product ID	00326-10000-00000-AA278
System type	64-bit operating system, x64-based processor
Pen and touch	Touch support with 10 touch points

Rename this PC

### Windows specifications

Edition	Windows 10 Home
Version	1809
Installed on	2/22/2019
OS build	17763.503

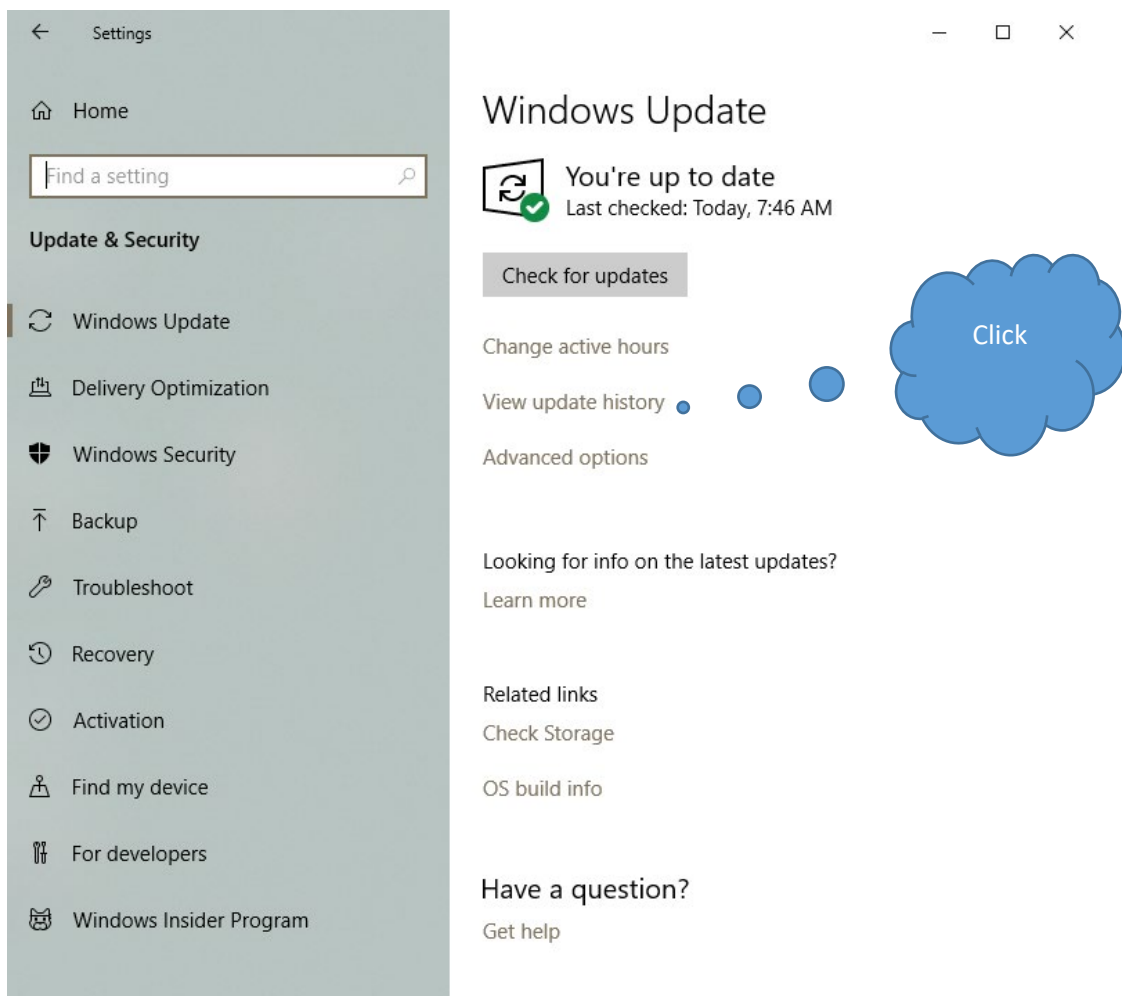
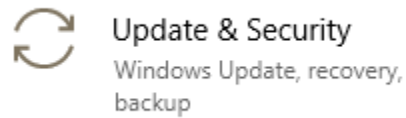
Change product key or upgrade your edition of Windows

Specs

Windows is available in different editions like the profession and home versions. This PC has the home version. The version number is 1809 and this edition(build 17763.503) was installed on 2/22/2019.

Periodically updates of Windows and of components like the Security module are installed. To review these go back to the home screen and click Update & Security.

On the Home screen click



By clicking [View update history](#) the update history can be reviewed as shown below:

## View update history

[Uninstall updates](#)

[Recovery options](#)

### Update history

#### ✓ Feature Updates (1)

Feature update to Windows 10, version 1809

Successfully installed on 2/22/2019

[See what's new in this update](#)

#### ✓ Quality Updates (12)

2019-05 Cumulative Update for Windows 10 Version 1809 for x64-based Systems (KB4494441)

Successfully installed on 5/16/2019

2019-05 Cumulative Update for Windows 10 Version 1809 for x64-based Systems (KB4494441)

Successfully installed on 5/15/2019

2019-05 Security Update for Adobe Flash Player for Windows 10 Version 1809 for x64-based Systems (KB4497932)

Successfully installed on 5/15/2019



#### ✓ Other Updates (3)

Windows Malicious Software Removal Tool x64 - May 2019 (KB890830)

Successfully installed on 5/15/2019

Windows Malicious Software Removal Tool x64 - April 2019 (KB890830)

Successfully installed on 4/10/2019

Windows Malicious Software Removal Tool x64 - March 2019 (KB890830)

Successfully installed on 3/13/2019

To check to see where your PC is in relation to Microsoft's latest version. Use the search question as shown. Be careful to pick and visit **Microsoft** sites (see green text below). Other websites might be trying to trap or redirect you to their sites to sell you something. Like a system maintenance tool you don't need. Use the following search:

The screenshot shows a search engine interface with a search bar containing the text "what is the latest build of Windows 10? - Microsoft Community". Below the search bar are navigation tabs for "All", "Images", "Videos", "Maps", "News", "Shopping", and "My saves". The search results show "112,000,000 Results" and "Any time" filter. The top result is titled "What is the latest build of Windows 10? - Microsoft Community" with a green URL: [https://answers.microsoft.com/en-us/windows/forum/windows\\_10-update/what-is-the-latest...](https://answers.microsoft.com/en-us/windows/forum/windows_10-update/what-is-the-latest...). The snippet below the title reads: "Apr 30, 2019 - What is the latest build of Windows 10? I have Windows 10 Version 1511, build 10586.164. Is this the latest? If not how does one obtain the latest? Or is it automatic somehow? I don't know if it come with Windows Updates, or another method. Thank you so much in advance". Below this are four other search results with their respective dates: "What is the current build version of Windows 10 pro 64 bit ..." (Apr 16, 2018), "what is the latest version of windows 10 home?" (Nov 30, 2017), "Update to the latest version/build of Windows 10 Pro ..." (Oct 09, 2017), and "what is the latest official build for windows 10 mobile ..." (Aug 23, 2017). A link "See more results" is at the bottom.

Clicking on the windows 10 home version and then a support answer I got:

The screenshot shows the Microsoft Windows Support page for KB4051963 (OS Build 16299.98). The navigation bar includes "Microsoft", "Office", "Windows", "Surface", "Xbox", "Deals", "Support", and "More". The "Windows Support" section is active, with sub-links for "Downloads", "Community", and "Contact us". The main heading is "November 30, 2017—KB4051963 (OS Build 16299.98)" with a sub-heading "Applies to: Windows 10, version 1709". A table shows the release date as "30 November 2017" and the version as "OS Build 16299.98". The "Improvements and fixes" section is partially visible, with a sub-heading "Improvements and fixes" and a paragraph starting "This update includes quality improvements. No new operating system features are being introduced in this update. Key changes include:". A sidebar on the left lists various Windows 10 versions, with "Windows 10 version 1709" highlighted in blue.

Notice the menu items on the left. Since my PC shows 1809 I would click *Windows 10 version 1809*.

The following webpage shows the version chart: <https://docs.microsoft.com/en-us/windows/release-information/>

Docs / Windows / Release information / Windows 10 release information

## Windows 10 release information

Feature updates for Windows 10 are released twice a year, targeting March and September, via the Semi-Annual Channel (SAC) and will be serviced with monthly quality updates for 18 months from the date of the release. We recommend that you begin deployment of each SAC release immediately to devices selected for early adoption and ramp up to full deployment at your discretion. This will enable you to gain access to new features, experiences, and integrated security as soon as possible.

**Windows 10 current versions by servicing option**  
(All dates are listed in ISO 8601 format: YYYY-MM-DD)

Last Updated: 2019-05-19

**Semi-Annual Channel**

Version	Servicing option	Availability date	OS build	Latest revision date	End of service: Home, Pro, Pro for Workstation and IoT Core	End of service: Enterprise, Education and IoT Enterprise
1809	Semi-Annual Channel	2019-03-28	17763.504	2019-05-19	2020-05-12	2021-05-11
1809	Semi-Annual Channel (Targeted)	2018-11-13	17763.504	2019-05-19	2020-05-12	2021-05-11
1803	Semi-Annual Channel	2018-07-10	17134.766	2019-05-19	2019-11-12	2020-11-10
1803	Semi-Annual Channel (Targeted)	2018-04-30	17134.766	2019-05-19	2019-11-12	2020-11-10
1709	Semi-Annual Channel	2018-01-18	16299.1150	2019-05-19	End of service	2020-04-14
1709	Semi-Annual Channel (Targeted)	2017-10-17	16299.1150	2019-05-19	End of service	2020-04-14
1703	Semi-Annual Channel	2017-07-11	15063.1808	2019-05-19	End of service	2019-10-08
1703	Current Branch (CB)	2017-04-11	15063.1808	2019-05-19	End of service	2019-10-08

In this table the blue row shows 1809 as the ideal Microsoft level to be at. My PC is at the best level. At times new test levels will be in release for developers. So you may not always want to be at the highest level.

If your PC is at a lower level than recommended you can return to Windows Update and manually trigger the correct level.